

TEN HI

Fractional & Thermal RF



Tentech Item

TEN HI

									
<p>10 THERMA Monopolar RF</p>	<p>10 THERA 2 Line HIFU</p>	<p>10 PL 168 Cell Fractional IPL</p>	<p>10 CELL 3cm x 3cm CO2 Fractional Laser</p>	<p>ONE THERA Dual Mode Ultrasound System</p>	<p>TEN HI Fractional & Thermal RF</p>	<p>10 SONO DSS & NBS Dual Mode System</p>	<p>LIPO THERA Dual Mode Ultrasound System</p>	<p>10 LUX High Intensity & Multiple Light Therapy Device</p>	<p>10 LUX HAIR PhotoBioModulation Device</p>
				<p>Rhino fill Premium Regevan fill volume MAX Regevan fill volume PRO Regevan fill volume UP Regevan fill Fine Monophasic Filler [for Export]</p>		<p>Regevan^{Ph} Polynucleotide Sodium</p>			
<p>Regevan^{LED} LED Mask Dr. Oracle LED Mask 4,474 LED Lights</p>	<p>10 mono Thread Mono Thread [Registered for NMPA]</p>	<p>10 cog Thread Asymmetrical Cog Thread</p>					<p>Regevan^C Growth Factor Ointment</p>	<p>Regevan^S Growth Factor Spray</p>	<p>Regevan^{ALO CARE} Growth Factor Ampoule</p>

Skin trouble solution

TEN HI

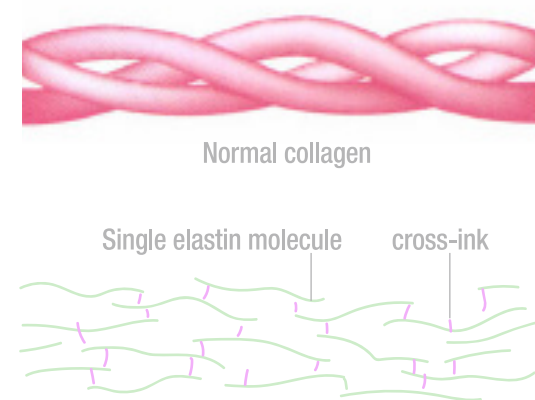
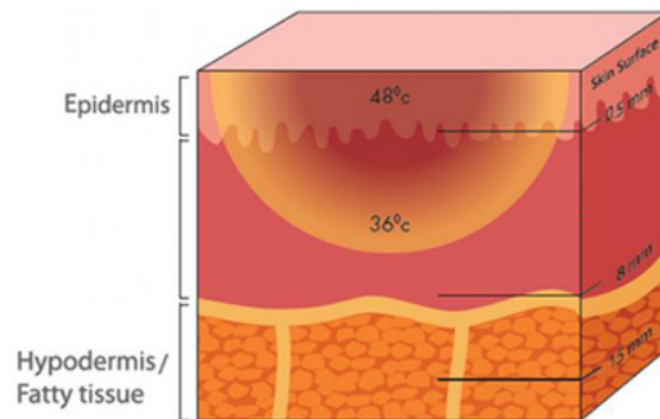
Fractional RF

Thermal RF

- ✓ Pore · Wrinkle · Elasticity
- ✓ Skin texture care
- ✓ Problematic skin



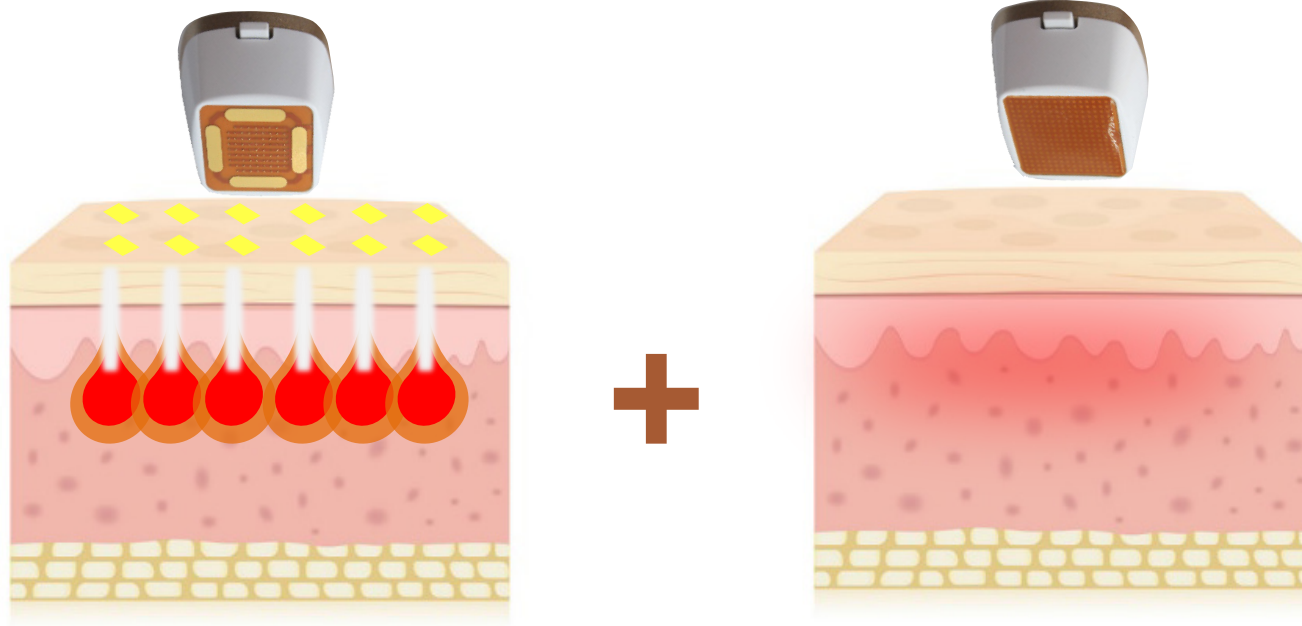
RF (Radiofrequency) is defined as 'High Frequency'. Increases elasticity of the skin inside and outside through the degeneration of the skin tissue using heat of 40 to 60 degrees



RF Range of Use

TENHI



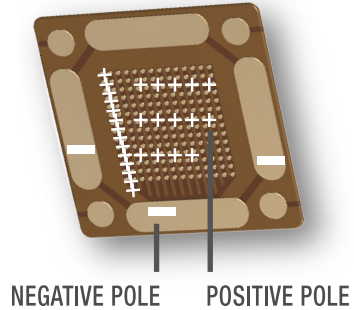



Fractional Tip

Transmits RF thermal energy fractionally to outside and inside of the skin

Thermal Tip

Transmits RF thermal energy into the skin in bulk

Type	Fractional Tip	Thermal Tip
Image	 <p>Diagram of a Fractional Tip showing a grid of electrodes. Labels indicate the NEGATIVE POLE and POSITIVE POLE.</p>	 <p>Two views of a Thermal Tip: a perspective view and a top-down view of the electrode grid.</p>
RF mode	BIPOLAR	MONOPOLAR
Type	Shot type	Continuous type
Features	Used in various parts	Thermal rubbing



Fractional Tip Types

TENHI

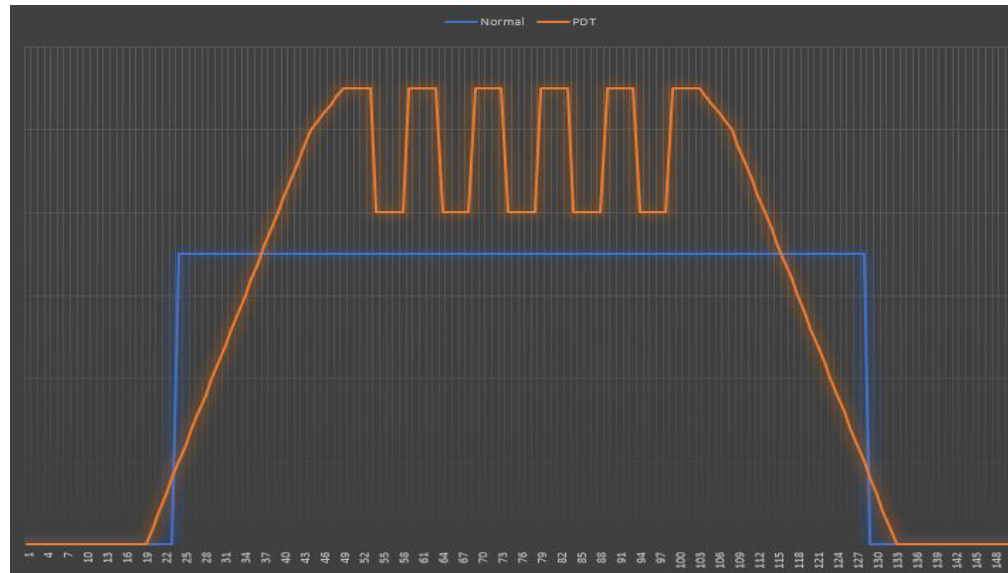
	21 pin	77 pin	117 pin
Image			
RF mode	9.5mm x 9.5mm	22.5mm x 22.5mm	22.5mm x 22.5mm
Dot size	0.30mm	0.30mm	0.30mm
Features	Small area (Around the Eyes , Nose)	Middle area (Forehead, Around the Mouth, Neck)	Large area (Cheek, Neck)

Thermal Tip Types

TENHI

	Small Tip	Normal Tip
Image	 A white, teardrop-shaped thermal device with a small orange square heating element on top.	 A white, rounded rectangular thermal device with a larger orange square heating element on top.
Size	9.5mm x 9.5mm	22.5mm x 22.5mm
Features	Small area Thermal rubbing	Large area Thermal rubbing
Use	Around the Eyes, Nose, Around the mouth	Forehead , Cheek, Nose, Chin, Neck

Type	Fractional RF	Bipolar Radiofrequency
	Thermal RF	Monopolar Radiofrequency
Frequency	Fractional / Thermal RF	Maximum 2Mhz
Maximum Power	Fractional / Thermal RF	350VA
Type of Tip	Fractional RF	21pin
		77pin
		117pin
	Thermal RF	TR tip (Normal)
		TRS tip (small)
Electrical Req.		AC 230V, 50/60Hz
Weight		9Kg
Dimensions		330mm x 303mm x 230mm
User Interface		8.0" Touch LCD



TEN HI █ Other RF █

What is Long Pulse RF(LPRF)?

Single pulse is divided into several pulses to deliver heat deeply and with less pain

Technology that enables safe use

Fractional GUI

10 SONO

The screenshot shows the Fractional GUI interface with the following components and annotations:

- Tip Selection:** Three buttons labeled 21P, 77P (highlighted), and 117P. Annotation: "Displays connected tip".
- Mode Selection:** Two buttons: a play button for "Single shot mode" and an infinity symbol for "Continuous mode".
- TIP INFORMATION:** A panel with three rows:
 - Remain: 2000
 - FR-Shot: 999 (with a RESET button)
 - Thermal Shot: 999 (with a RESET button)Annotations: "Tip info" points to the panel title; "Displays remaining shots" points to the Remain value; "Used shots" points to the FR-Shot and Thermal Shot values.
- LEVEL:** A circular dial showing the number 5. Annotation: "Adjust energy level (1~10)".
- PULSE:** Three buttons showing different pulse waveforms. Annotations: "One pulse : 1 release per shot" points to the first button; "Two pulse : 2 release per shot" points to the second button; "Three pulse: 3 release per shot" points to the third button.
- SECTION:** Three buttons labeled I, II, and III. Annotation: "Level I", "Level II", "Level III" points to these buttons.
- Status Bar:** A bar at the bottom with "STANDBY" (highlighted) and "READY" buttons, and the TEN TECH logo.

Thermal GUI

10 SONO

The screenshot shows a control panel with the following elements and callouts:

- Tip Selection:** Two buttons labeled "Small" and "Large". Callout: "Displays connected tip".
- TIP INFORMATION:** A panel with three rows:
 - "Remain" with a value of "2000". Callout: "Tip info".
 - "FR-Shot" with a value of "999" and a "RESET" button. Callout: "Displays remaining shots".
 - "Thermal Shot" with a value of "999" and a "RESET" button. Callout: "Used shots".
- LEVEL:** A circular dial showing the number "5" with left and right arrow buttons. Callout: "Adjust energy level (1~10)".
- BZ:** Two buttons labeled "ON" and "OFF". Callout: "sound effect".
- SECTION:** Three buttons labeled "I", "II", and "III". Callout: "Level I", "Level II", "Level III".
- Status:** Two buttons labeled "STANDBY" and "READY".
- Logo:** The "TEN TECH" logo is located in the bottom right corner.

TEN HI

All information in this document is subject to copyrights and other intellectual property rights of Tentech Inc. and other licensees. No modification, reproduction or copy of any or any part of this material may be made without prior written permission from Tentech Inc. and licensees. Additional information is available upon request. The following are trademarks or registered trademarks of Tentech, Inc. in Korea and other countries.



R-R-OMT-THI-001